

How to Add Library OWA Email to iPhone

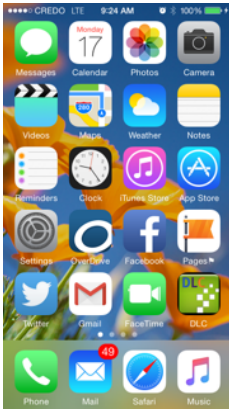
(Outlook Web Access)

Setting Up and Using...

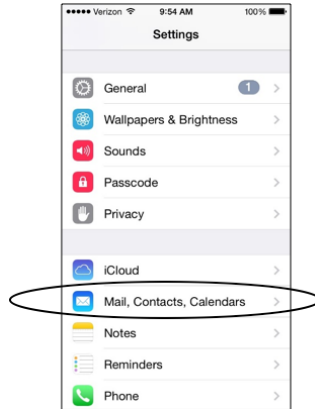
Instructions especially for staff with "@lib.de.us" eMail addresses

Tip: It's best to be connected to Wi-Fi when setting up e-mail for the 1st time.

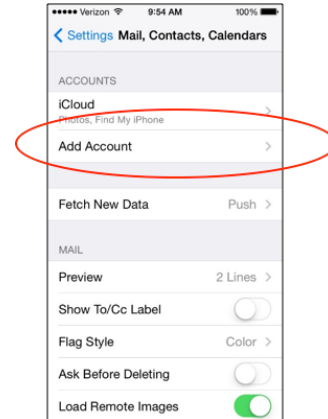
1). Select "Settings" from the home screen




2). Go into: "Mail, Contacts Calendars"



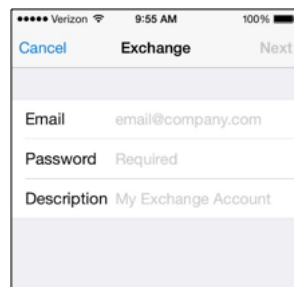
3). Select "Add Account"



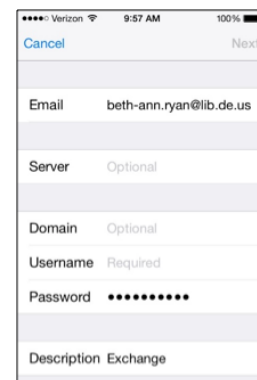
4). Select "Exchange"



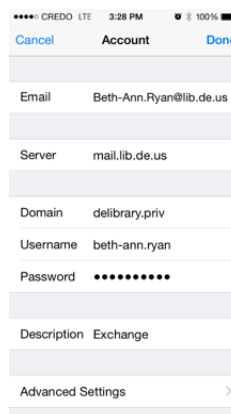
5). Enter your eMail address & eMail Password... choose "next"



6). Your eMail address and password will carry over into the next screen



7). Enter the info as shown and click "Done". It may take several minutes to load eMail.



Server: mail.lib.de.us

Domain: delibrary.priv

Username: how you login to e-mail. Usually the first part of your e-mail address before the @

*If e-mail cannot be validated, try re-entering your password.