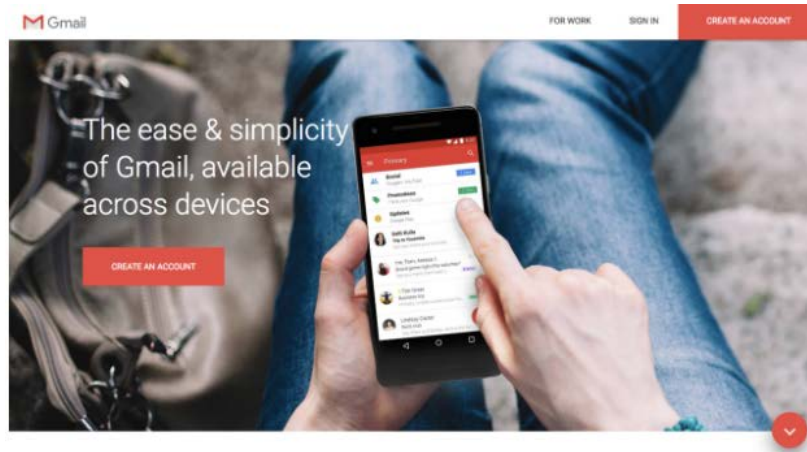


How to Create a Gmail Account

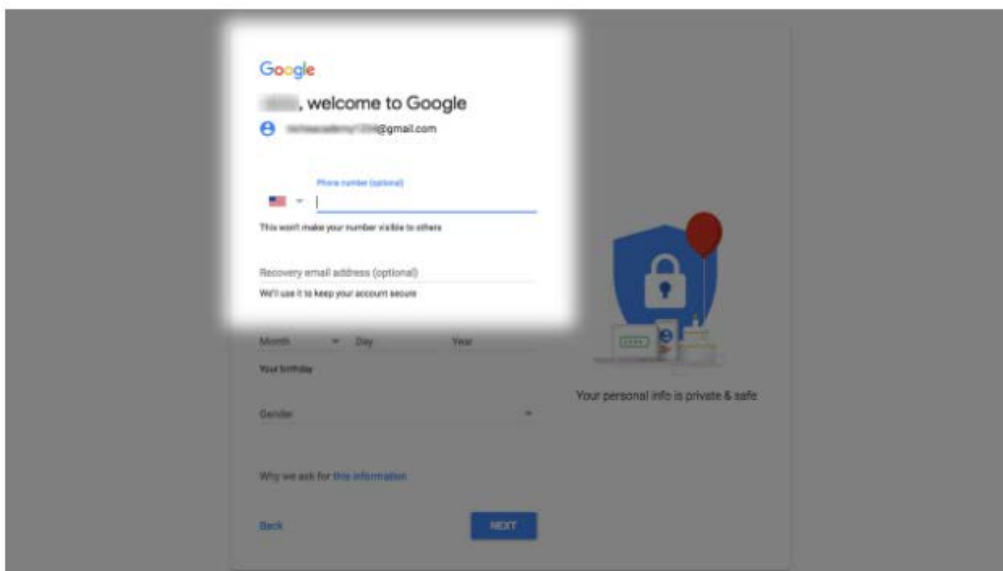
Gmail is an email service provided by Google. To get started, go to this link: accounts.google.com
You will be directed to the Gmail homepage. **Click Create an Account** to begin.



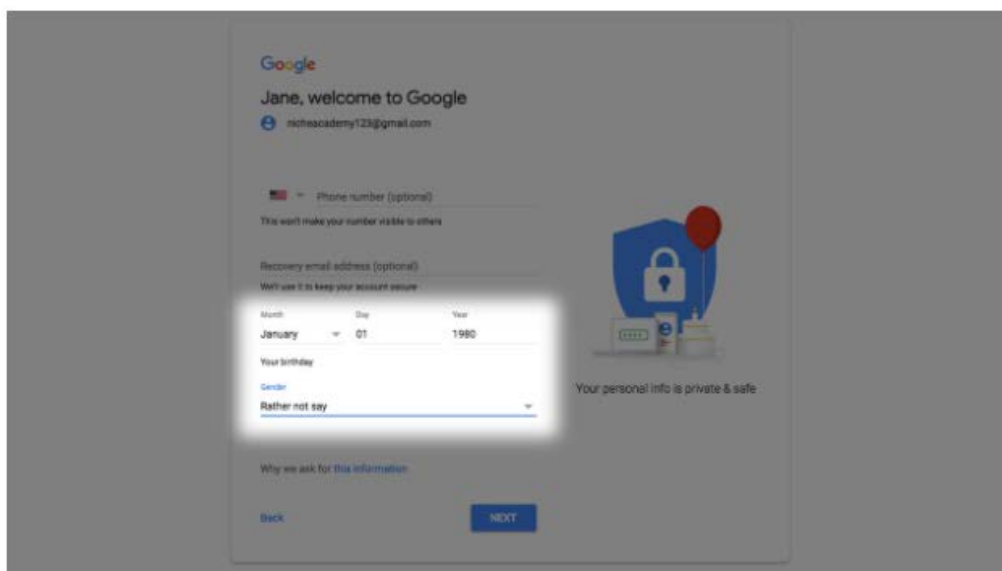
On the page that opens, **enter your first name, last name, and a unique username**. Note that your username will be part of your Gmail address. Then **create a password** using a combination of eight or more numbers, letters, and symbols. When you're done, **click Next**.

A screenshot of the 'Create your Google Account' form. The form is titled 'Create your Google Account to continue to Gmail'. It has four main input fields: 'First name', 'Last name', 'Username', and 'Password'. The 'Username' field is followed by '@gmail.com'. Below the 'Username' field, it says 'You can use letters, numbers & periods'. The 'Password' field is followed by 'Confirm password' and a small icon of a key. Below the password fields, it says 'Use 8 or more characters with a mix of letters, numbers & symbols'. There is a blue button labeled 'NEXT' and a link for 'Sign in instead'. On the right side of the form, there is a blue shield icon with a white person silhouette, and below it, a row of four small icons representing different Google services. Below the icons, it says 'One account. All of Google working for you.' At the bottom left of the form, there is a language selector 'English (United States)'. At the bottom right, there are links for 'Help', 'Privacy', and 'Terms'.

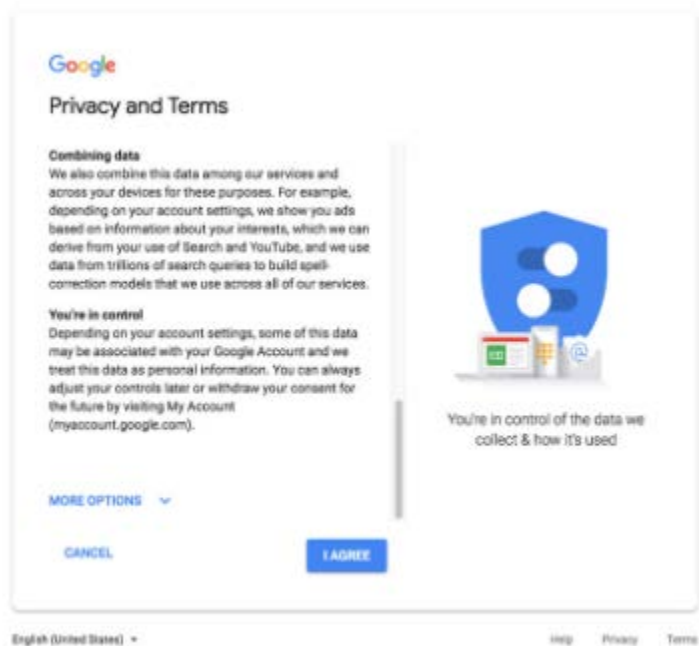
You may choose to **enter a phone number** or **enter an alternate email address**. By adding this information, Google can contact you for security purposes, or help you recover a forgotten password. And don't worry; this information is secure and will not be visible to the public.



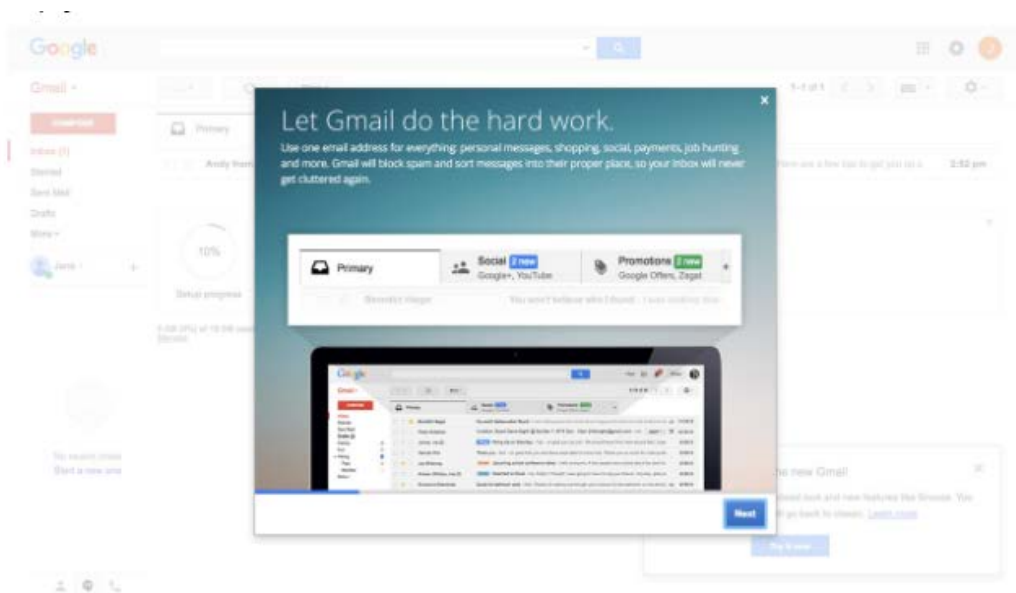
Gmail requires your date of birth, as some Google services have an age requirement. **Click the Month dropdown menu** to select your month of birth, then **enter the day and year**. Gmail will also prompt you to **select a gender**, but you may choose "Rather not say" if you prefer. When you have entered your information, **click Next**.



You'll see a page with Gmail's Privacy and Terms. This agreement lets you know what kinds of information Google will collect from your account and how that data is used. **Scroll through the agreement** and then **click the I Agree** button to proceed.



Congratulations! You have created your Gmail account. When you login for the first time, Gmail will show you a brief tutorial highlighting some of its features. Either take a moment to read it through, or simply **click the X** to close the window.



It's that simple! You're ready to start using Gmail.

