

# Consortium.lib.de.us Login Steps

OKTA Sign On (SSO) - July 2022

DelawareLibraries.org

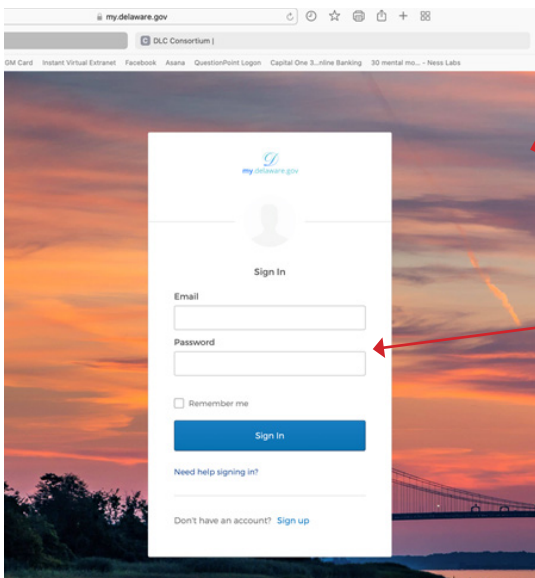


## Sign in process:

- Go to <https://my.delaware.gov>
- In the email field use: **design@lib.de.us**
- In the password use: **M@rketiing22**
- Once signed in, open a new **A NEW TAB** next to delaware.gov tab in the same browser
- Put the url for the consortium <https://consortium.lib.de.us> in URL spot
- Sign-in as usual with your library's username & password.

NOTE:  
If you don't remember your consortium login contact [design@lib.de.us](mailto:design@lib.de.us)  
Do not attempt to reset password.

## Detailed sign in process with pictures:

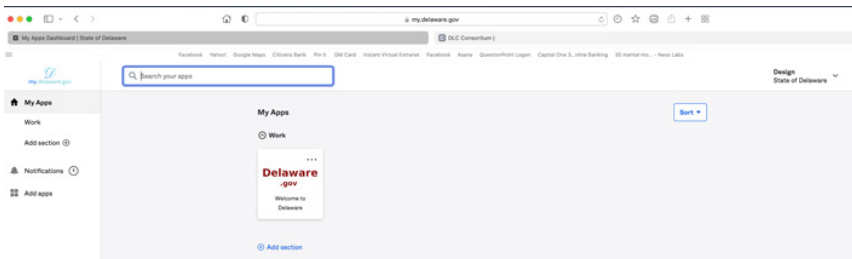


In your browser url box type:  
**https://my.delaware.gov**  
It will look like this

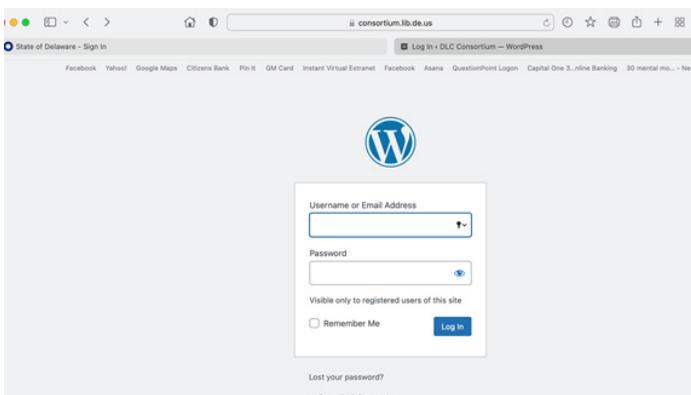
In the email field use: **design@lib.de.us**  
In the password use: **M@rketiing22**

NOTE:  
Thank you for being patient with the new OKTA login. Going forward we will have to continue to login with 2 factor authentication, but will be working with DTI & GIC to discuss options to access the consortium behind the OKTA sign in.

## Then you will see this:



In the SAME browser, open a new TAB next to it.  
In that Tab URL box type:  
**https://consortium.lib.de.us**



This will pop the Wordpress login window.

Use YOUR library's consortium login & password to access the site as usual.

If you don't know your library consortium username & password, please contact:  
**design@lib.de.us** or  
**Christine.karpovage@delaware.gov**