









Using the Flipster App


- ◆ From your app store, Google Play, or Amazon (for Kindle Fire users), **search for Flipster and download** the app to your device.
- ◆ Open the app and select **Get Started**.
- ◆ You will be prompted to find your library. Do not search for your local library. Instead, find **Delaware Division of Libraries (Dover, Delaware)** and select **Log In**.
- ◆ Enter your **library card number**.

What You'll See

-  **Explore** recently published titles
-  **Search** by title, description, category, publisher, or ISSN
-  **Download** an issue to your device
-  **My Shelf** provides access to issues you have downloaded to your device
-  **Read** opens the issue
- Sort** titles alphabetically
-  **Information** provides a description of the magazine and available back issues
-  **Table of Contents**
- Text** Click to toggle between **Page View** (view each page as published) and **Text View** (view as text only)
-  **Text-to-Speech Reader**

Enjoying Flipster?

Check out these other apps also available with your library card:



READ eMAGAZINES ONLINE WITH

Flipster®



Flipster User Guide

Free, instant access* to the magazines you know and love on your computer or mobile device. All you need is an active library card!

*Titles can be streamed or downloaded to your device for offline reading.

delawarelibraries.org/flipster

Delaware Libraries


Visit. Get. Download. Connect.

Getting Started with Flipster

What You Need

- ◆ Active Delaware library card
- ◆ Computer or mobile device with internet connection
- ◆ *Optional:* You can download the free Flipster app. The app is not required, but it may provide a better viewing experience on mobile devices.

How to Log In

- ◆ Scan the QR code on the front of this pamphlet or visit the website below: delawarelibraries.org/flipster
- ◆ Select the green button:

- ◆ Enter your **library card number** and select **Sign In**.
- ◆ That's it! You can then browse or use the search bar at the top to search by title, description, category, publisher, or ISSN.



Need More Help?

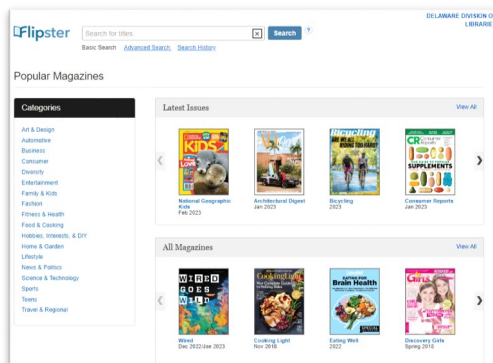
Go to delawarelibraries.org/flipster
Call or stop by your local public library.
Visit delawarelibraries.org, then go to the **Help** tab at the top and select **Ask a Librarian**.

Using Flipster in Your Browser

Finding a Magazine

On the main page you can:

- ◆ Search for specific titles using the search bar at the top
- ◆ Scroll through popular selections displayed on the main page
- ◆ Browse by category by selecting from the list on the left sidebar



There is no limit to the number of magazines you can download!

Please Note

Some titles can be downloaded indefinitely, but some will expire and need to be deleted from your device. These titles display an expired icon and appear grayed out when no longer available. If you would like to continue to access the magazine, simply download it again.

Reading a Magazine in Your Browser

When you find a magazine you want to read, click on the title or select:



A new window will open with the current issue of the magazine.

The top left of the screen will display the magazine title and issue/volume.

At the bottom of the screen:

- < > Navigate forwards or backwards through the pages
- + - Zoom in or out
- ⌘ Select full screen view

At the top right of the screen, click the icons to access:

- T Text Size
- Print Options
- Back Issues
- Table of Contents
- Pages
- Search within the issue
- Settings
(for example: *Show one page at a time* or *Fit content to screen*)