

What is OverDrive Read and OverDrive Listen?

OverDrive Read is an in-browser eBook reader. It works just like any eBook reading app, except you don't need to download anything or install extra software.

OverDrive Listen is a streaming audiobook player. You can borrow audiobooks and listen to them right from your browser.

Both OverDrive Read and OverDrive Listen work on most computers, tablets, and mobile devices. They are both accessible by going to delaware.overdrive.com and logging in with your Delaware library card.

You may borrow up to 7 titles at a time!

Need More Help?

Go to help.overdrive.com

Call or stop by your local public library.

Visit delawarelibraries.org, go to the **Help** tab at the top and select **Ask a Librarian**.



If you often use a phone, tablet, or eReader for enjoying eBooks or Audiobooks, give the Libby app a try!

Libby is the new app for OverDrive – you can search for it in your device's app store. It's free and only requires your Delaware library card number and email address.

Enjoying Overdrive?

Check out these apps also available with your library card:


Read Digital Magazines FREE!



Flipster Beta

Try it today!

delawarelibraries.org/flipster



Now at Delaware Libraries!



Instantly borrow eBooks, audiobooks, movies, music and more 24/7 with your Delaware Library Card.



DelawareLibraries.org



Revised Jan. 2023

OverDrive



OverDrive Read and OverDrive Listen

Borrow eBooks and Audiobooks right in your web browser with just your library card.

No downloads, apps, or software required.

delaware.overdrive.com

Delaware Libraries

Visit. Get. Download. Connect.

Getting Started with OverDrive


What You Need

- ◆ Active Delaware library card
- ◆ Computer or mobile device with internet connection
- ◆ Up-to-date browser (see “Browser Compatibility” section below)



Please Note: If using a tablet or other mobile device, connect to Wi-Fi to avoid data charges.

How to Log In

- ◆ Open your browser and go to delaware.overdrive.com
- ◆ Select the green sign-in button at the top right: 
- ◆ Enter your [library card number](#) and select [Sign In](#). That’s it! Then browse or use the search bar to find a title.

Browser Compatibility

On a desktop or laptop, you will need an up-to-date version of one of the following:

- ◆ Chrome ◆ Firefox
- ◆ Safari ◆ Edge

If using a mobile device, you will need to use one of the following:

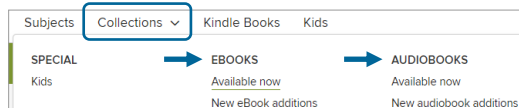
- ◆ Android 4.4+ (use with Chrome, not the stock Android browser)
- ◆ iOS 10+
- ◆ Fire OS 4.5.4+ (with the Silk browser)

Using OverDrive

Finding a Title

[Browse](#) by Subject, Collection, Kindle Books, or Kids, or use the [Search Bar](#) at the top to search by title, author, or ISBN (select “Advanced” for more options).

Tip: To easily find eBooks or Audiobooks, click on [Collections](#) at the top-left to open a drop-down menu and pick a category under eBooks or Audiobooks.



Reading or Listening to a Title

When you find an available title that you’d like to borrow, select [Borrow](#). A pop-up window will appear and you can select [Read now in browser](#) for eBooks or [Listen now in browser](#) for Audiobooks.

[Read now in browser](#)

Placing a Title on Hold

If a title you want is not available immediately, you will see a wait time displayed and instead of the green “Borrow” button it will say [Place a Hold](#). If you place the title on hold, you will be asked for an email address so that you can be notified when it is available.


OverDrive Features

When reading an [eBook](#) using OverDrive, you may [add bookmarks](#), [search for terms](#), [add notes and highlights](#), [look up words](#), and [change the font](#).

When listening to an [Audiobook](#) using OverDrive, you may [change the playback speed](#), [add bookmarks](#), [set a sleep timer](#), and [make notes and highlights](#).

When you sign in on any device and return to an eBook or Audiobook –whether it’s during your current lending period or if you borrow the same title again in the future – [your place, bookmarks, notes, and highlights will be saved](#).

Read-Along eBooks

Read-alongs are OverDrive Read eBooks with professionally-recorded narration that plays along while you read. First, run a search or select a collection. Then, on the left sidebar, open the [Ebooks](#) menu and choose [OverDrive Read-Along](#)  to view read-along titles.

Keep in Mind

If using a mobile device, please note that streaming audiobooks may consume a lot of data. If you’re on a mobile plan with a data limit, we recommend using a Wi-Fi connection when streaming.